



2018

AMERICAN YOUTH
SOCCER ORGANIZATION

AYSO National Referee Program

Player Development Initiatives:
2018 Referee Implementation

EVERYONE PLAYS®

BALANCED TEAMS

OPEN REGISTRATION

POSITIVE COACHING

GOOD SPORTSMANSHIP

PLAYER DEVELOPMENT



Purpose

- Provide brief explanation of PDI including 2018 implementation update
- Provide guidance to referees in how to administer matches impacted by the adoption of the PDI

PDI Focus On Player Development

- Development over winning
- Create environment for player success
- Program uniform across US
- Reduce advantage of strongest/fastest
- Increase technical skills
- Keep ball on ground

PDIs Captured In AYSO National Rules & Regulations*

Section I.

Part H. Small-sided matches

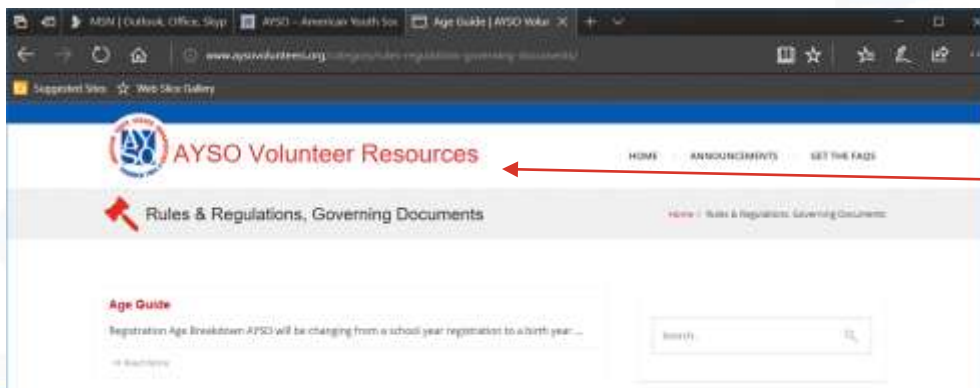
Part I. Heading the ball

Part J. Throw-ins (6U – 8U)

Part K. Goalkeeper punts (9U – 10U)

Part L. Build-out line (9U – 10U)

Updated for 2018



*2018 NR&R found at
www.ayso.org
Under
Volunteer Resources

PDI Impact on AYSO Game

- Use small-sided games in 6U through 12U
 - AYSO has done this for several years
- Modify 6U - 10U rules and field to promote build up of play and enhance technical skills
- No deliberate heading of the ball by players in 11U and below (12U and below in Section I, including single age divisions)

Referee Implementation: “No Heading” Policy

- Applies only to 11U and younger (12U and younger for all programs in Section I, including single age divisions)
- If ball is deliberately headed then:
 - Referee stops play and reminds players of heading policy; also checks for potential injury
 - Play is restarted with IFK for opponent’s team at spot of infraction
 - If inside goal area then ball is moved to goal area line, parallel to goal line, nearest to the location of the infraction

Minor Impact on 6U – 8U

- Throw-ins replaced by kick-in or dribble-in
 - Opponents must be at least 2 yards from ball until kicked
 - Goal may not be scored directly from kick-in or dribble-in
- Throw-ins are optional (determined by the Region) at 8U
 - Goal may not be scored directly from throw-in

Impact on 9U-10U Matches

- Goalkeeper punts (or drop kicks) are **NOT** allowed in 9U -10U

- NOTE: Punts are now allowed in 11U – 12U

2018 NR&R

- No deliberate heading of the ball
- In addition 9U - 10U has Build-out Line (BOL) to promote development of technical skills

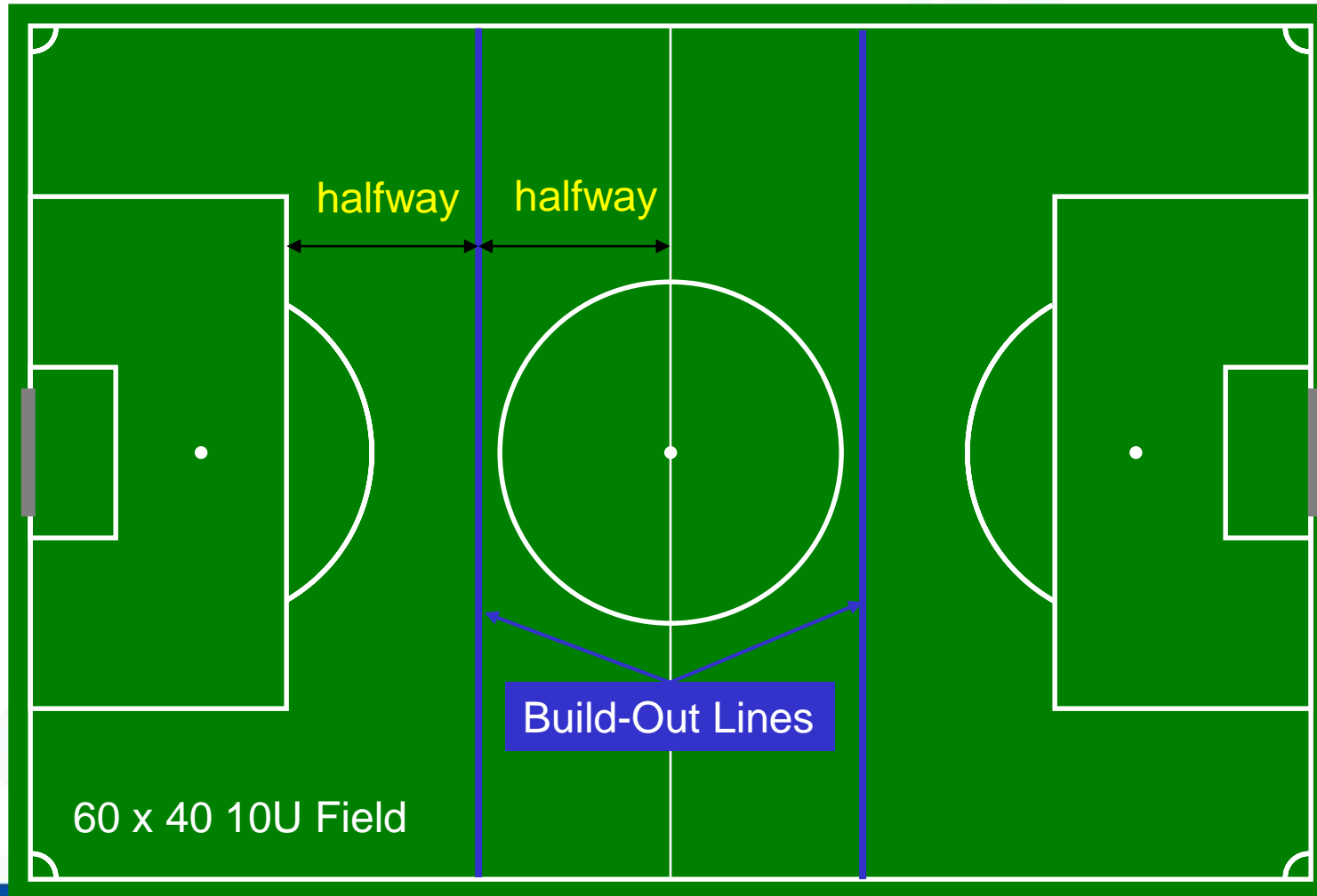
No Punts in 9U-10U

- Per NR&R the goalkeeper in 9U-10U shall not deliberately punt or drop kick the ball
- If goalkeeper punts the ball then play is stopped and an IFK is awarded to the opposing team at the spot the ball was punted (or drop kicked)
 - If inside the goal area, then the ball is moved to the goal area line parallel to the goal line at the point nearest to where the punt occurred

9U - 10U Build-Out Line (BOL)

- 9U -10U matches now include BOL to help promote development of player skills
- BOL only impacts these three situations:
 - Goalkeeper releasing ball after gaining possession in hands
 - Goal Kicks
 - Offside

9U – 10U Build-Out Line (BOL)



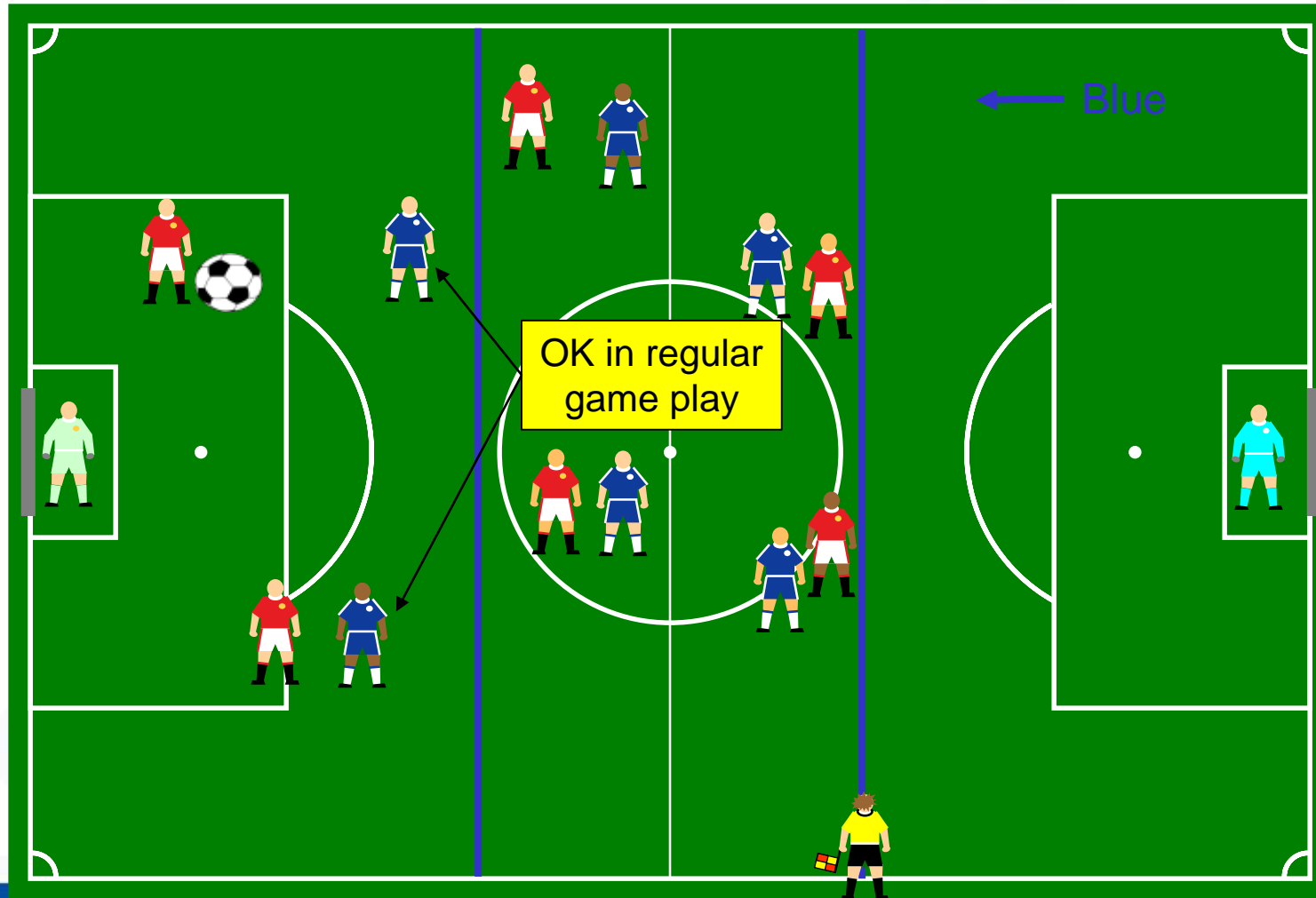
9U - 10U Build-Out Line

- Located halfway between the halfway line and penalty area line parallel to the goal line
- Line may be solid, dashed, or simply marked by cones (or flags) off the field
 - Referee needs to know how line is marked prior to match
 - Good practice to remind players/coaches prior to match

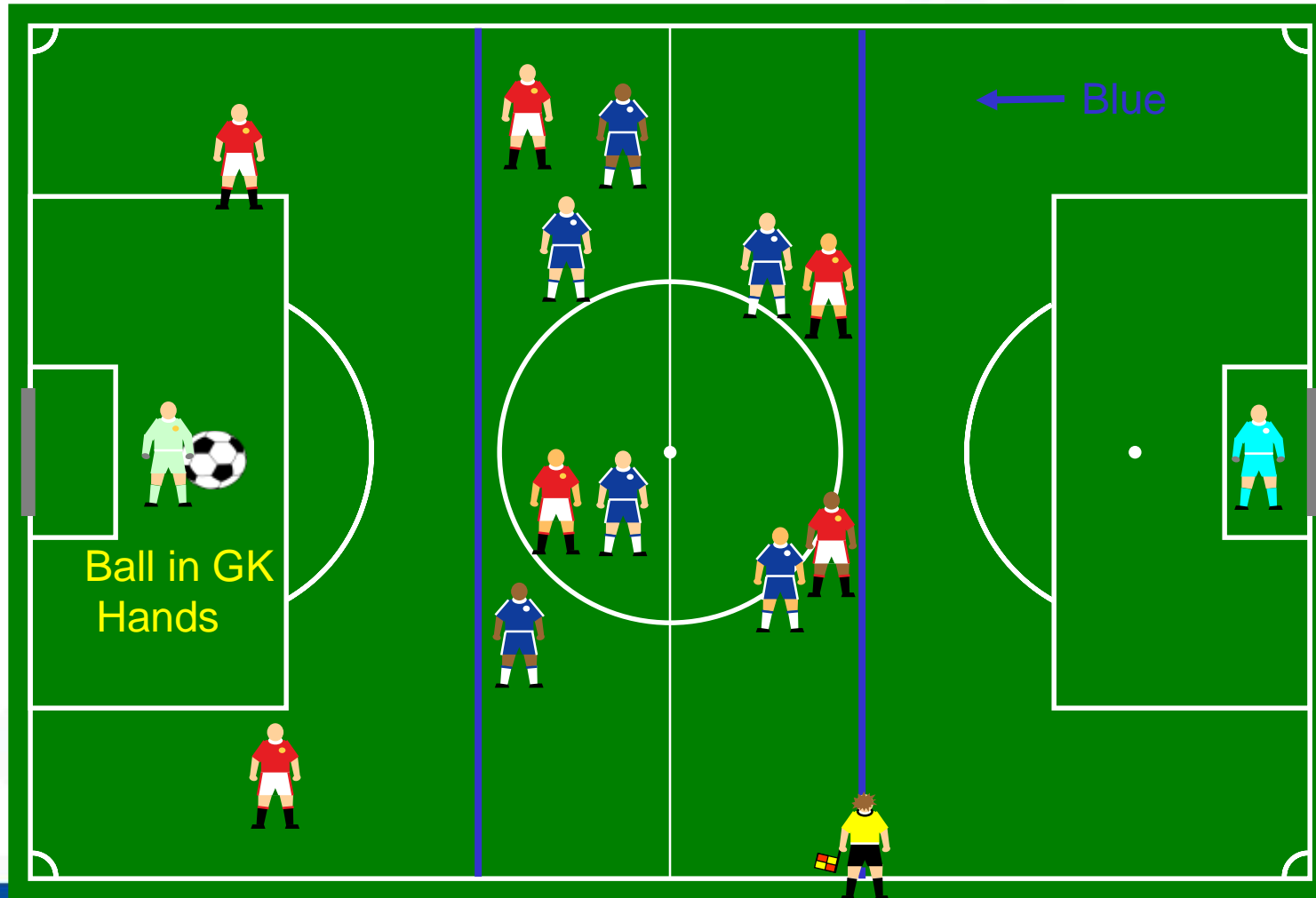
Build-Out Line Basic Concepts

- Promotes development of skills by:
 - Providing additional space and time for a team to build an attack after a save by a goalkeeper or from a goal kick
- Allows attacking team more room to develop attack by:
 - Having the BOL replace the halfway line in the judgement of offside infractions

BOL Does Not Restrict Player Location During Normal Play



Opponents MUST Move Behind BOL When GK Gets Possession



BOL and Goalkeeper Possession

- Per NR&R: When goalkeeper gains possession of ball with hands
 - Opponents must retreat behind BOL
 - Opponents may cross BOL once the ball is released from goalkeeper's hands
 - Goalkeeper has option to release ball without waiting for opponents to retreat
 - Opponents then may not be penalized for not retreating across the BOL

What about other saves by Goalkeeper? (9U - 10U)

- If goalkeeper kicks/punches ball rather than trying to collect ball with hands, then play continues as usual
- BOLL is not a factor

Goalkeeper Possession: Referee Considerations

- Goalkeeper may release ball to either side of BOL
 - BOL only impacts opposing team position on field 2018 NR&R
- Goalkeeper does not need to wait for opponents to retreat; takes risk of interception
- **Referee should encourage opponents to retreat**
 - Goalkeeper has “6-seconds” to release ball from hands after opponents have retreated across BOL (not commonly enforced in 9U/10U – vocally encourage goalkeeper to release ball)
- If ball goes directly out of play then restart with TI or CK as appropriate per LOTG

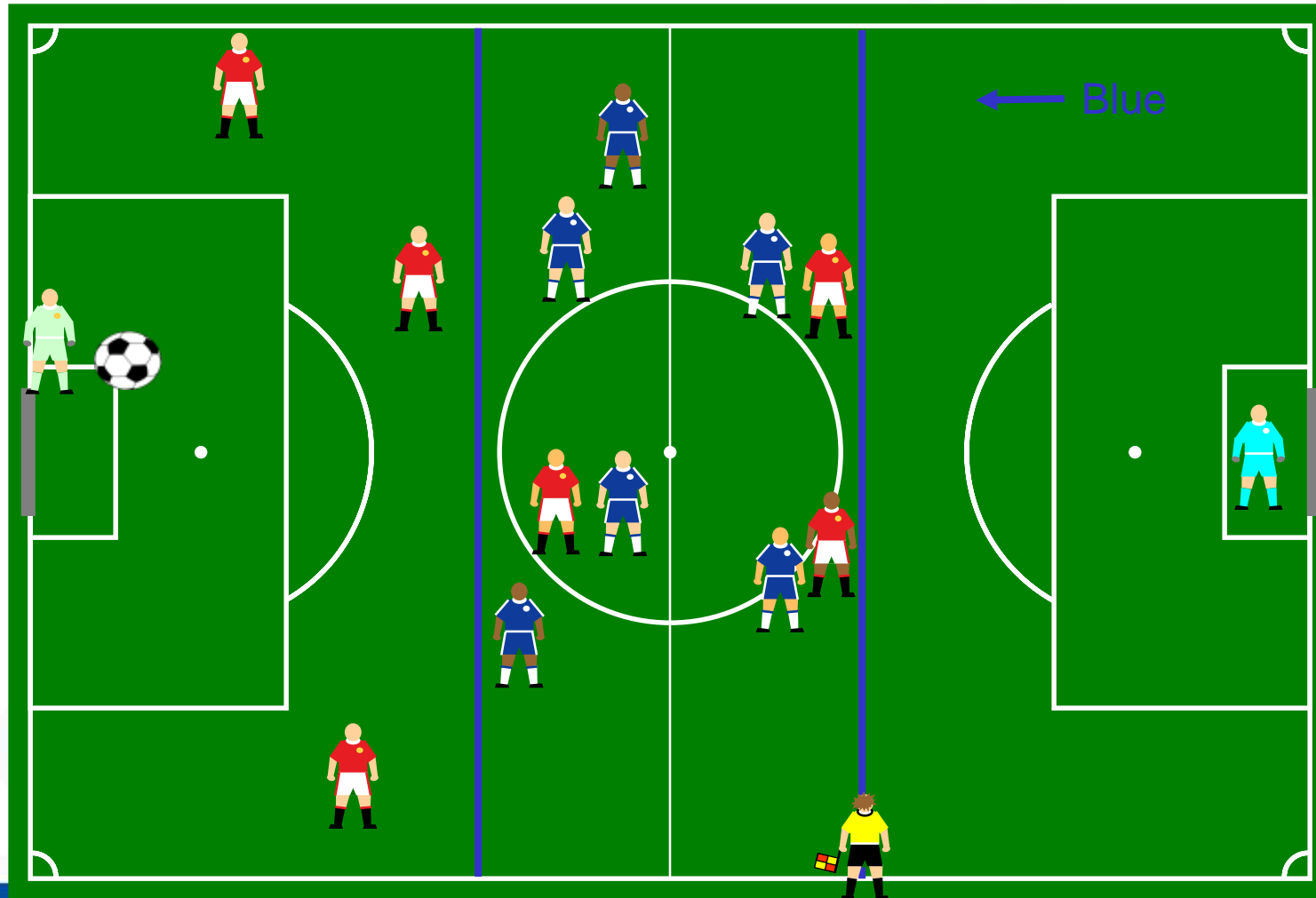
Goalkeeper Possession: Opponent Considerations

- Opponents may cross the BOL as soon as the ball is released from the goalkeeper's hands

- Infraction: opponent crosses BOL before goalkeeper releases ball and subsequently interferes with play
 - Be vocally proactive; manage opponents to avoid this behavior
 - Use judgement and don't interfere for trifling infraction
 - If play has to be stopped to deal with infraction
 - Remind opponents of proper procedure
 - Restart with IFK for goalkeeper's team on BOL where infraction occurred

New 2018 Instruction

Opponents MUST Move Behind BOL for Goal Kick



Restarting Play From Goal Kick

- Per NR&R: Opponents must move behind BOL when play is restarted with a goal kick.
 - Player taking goal kick does not need to wait for opponents to retreat across the BOL
 - Ball may be kicked to either side of BOL
 - Opponents may cross BOL when ball is in play per Law 16 (ball exits penalty area)

2018 NR&R

Goal Kick: Referee Management

- Referee should encourage opponents to retreat
- Player taking goal kick does not need to wait for opponents to retreat
 - Kicker takes risk of interception
 - Opponents then may not be penalized for not retreating across the BOL
- Ball may be kicked to any point on the field
- If ball is kicked directly out of play then restart with TI or CK as appropriate per LOTG

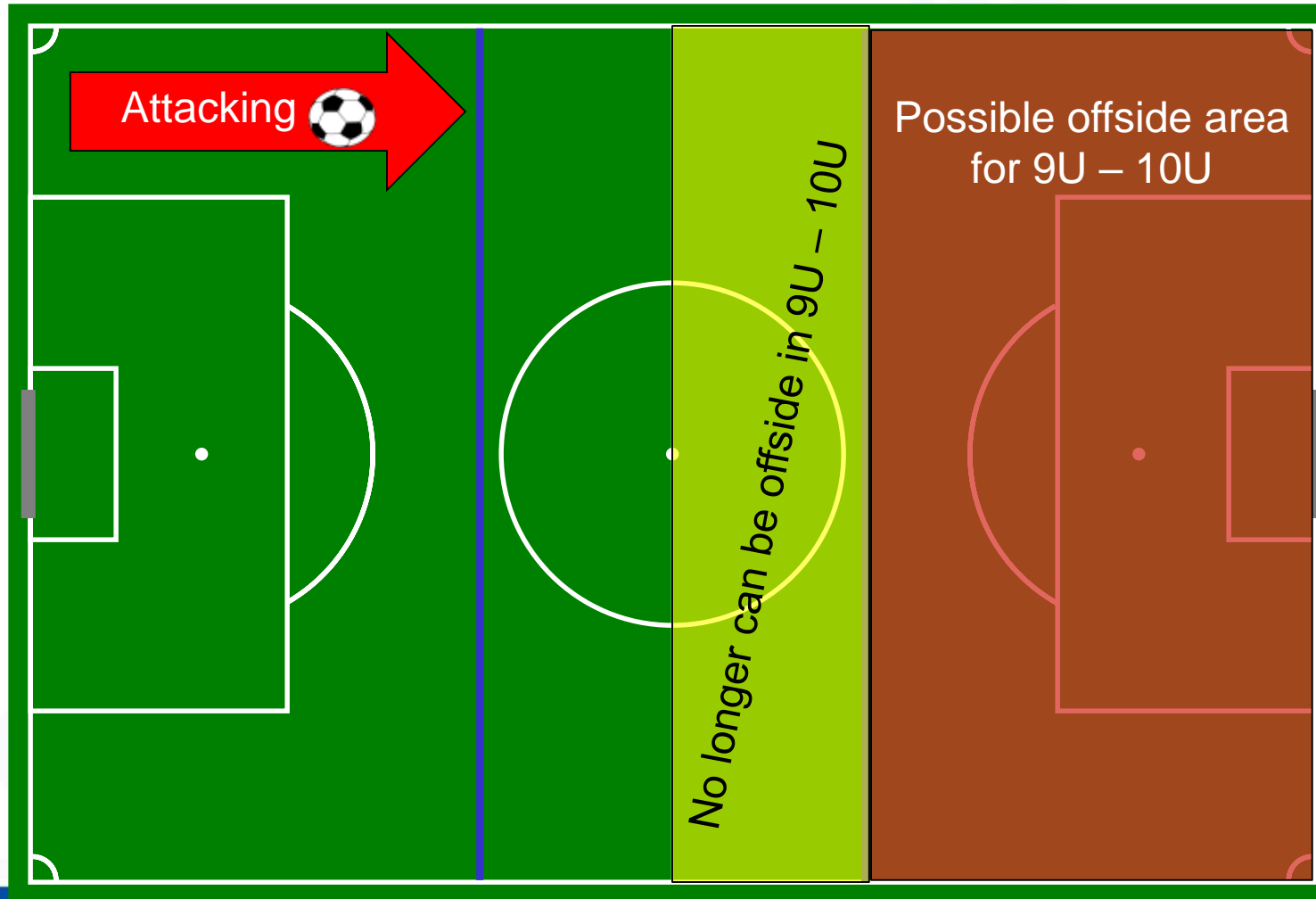
Goal Kick: Opponent Considerations

- Opponents may cross BOL as soon as ball exits penalty area (“in play” per Law 16)

2018 NR&R

- Infraction: Opponents cross BOL before kick is taken or before ball exits penalty area
 - Referee stops play; asks opponents to retreat, then Goal Kick is retaken
 - Use judgement and don't interfere for trifling infraction
 - Be vocally proactive; manage opponents to avoid this behavior

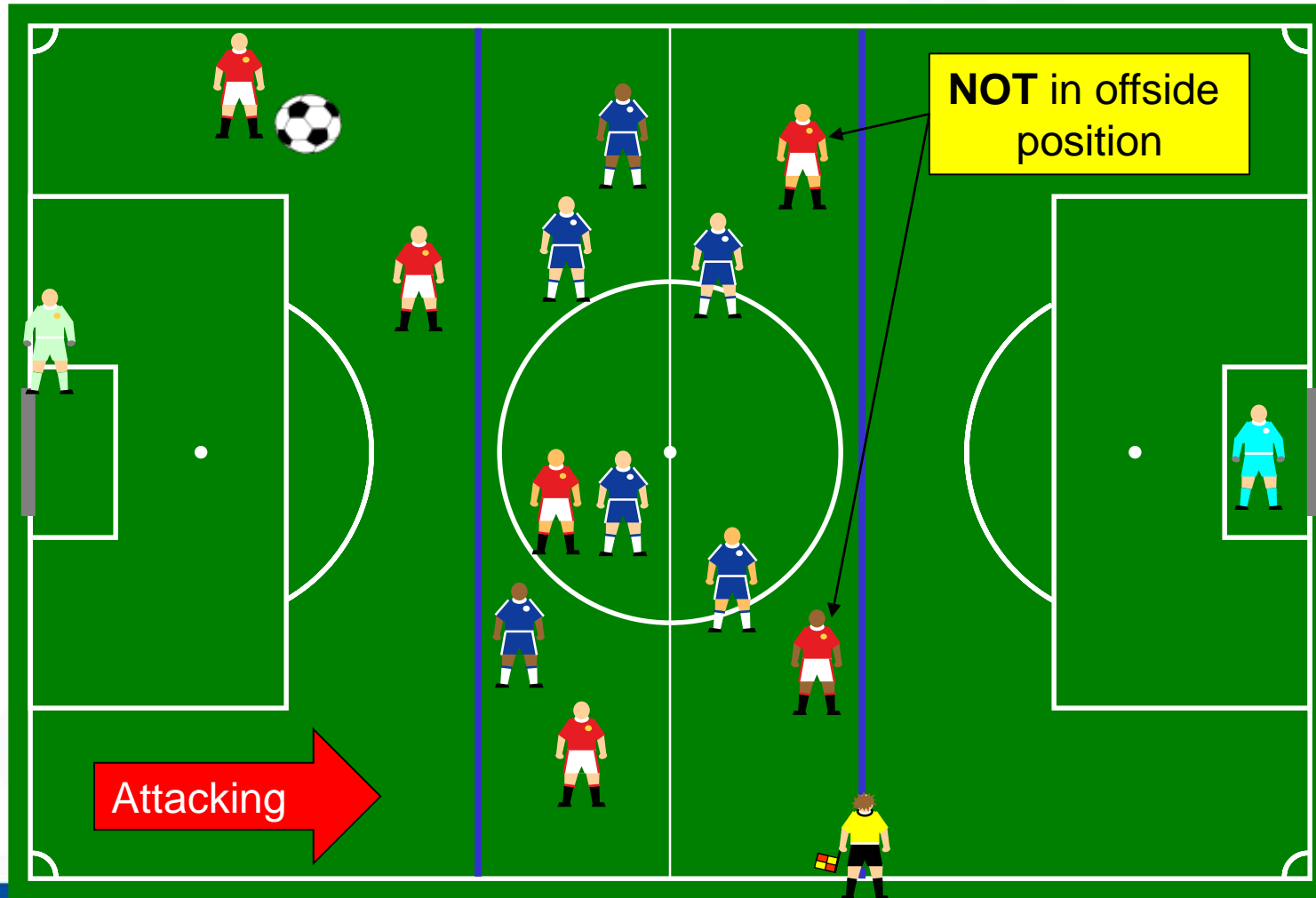
BOL Limits Location of Offside Position



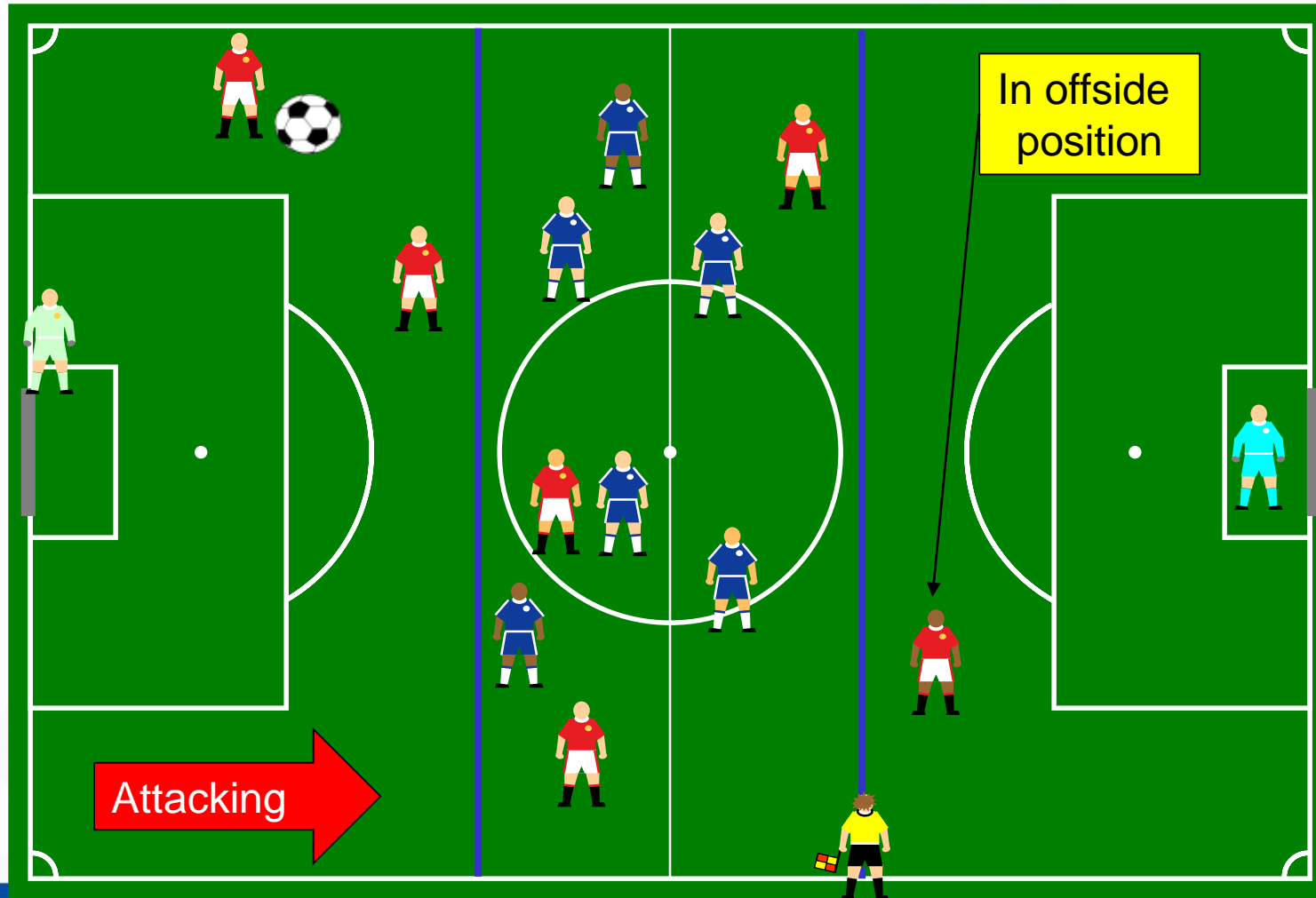
BOL and Offside

- For the attacking team, the area of potential offside infractions is bounded by the BOL in the opponent's half of the field and the opponent's goal line.
 - That BOL replaces the Halfway Line as the boundary where offside infractions are considered
 - The Assistant Referee movement along the touchline is then limited by that BOL and the associated goal line

BOL Defines Potential Offside Infractions



BOL Defines Potential Offside Infractions



Apply AYSO Team Concept

- Work with coaches to address repeated infractions of the PDI
 - Repeated infractions should NOT be considered as part of Persistent Offenses misconduct

Summary: Key Points

- Punts NOT allowed in 9U - 10U
 - Punts are now allowed in 11U-12U
- Build-Out Line used in 9U - 10U
 - Impacts offside, goal kicks, goalkeeper possession in hands
- Be aware that AYSO implementation may differ from other organizations
 - **Know the rules of competition**

Acknowledgements

- We wish to thank Rich McGuire (I0/E/4) and Martin Bittner (SDI 2) for much of the graphical content