

AYSO EXPO 2024

CHANGING THE GAME



AMERICAN YOUTH SOCCER ORGANIZATION

You Make The Call Part II

AYSO National Referee Program

Bringing the World's Game to Communities Everywhere

EVERYONE PLAYS®

BALANCED TEAMS

OPEN REGISTRATION

POSITIVE COACHING


GOOD SPORTSMANSHIP

PLAYER DEVELOPMENT



Please Sign the Attendance Roster

Course Name: _____ Location Name: _____ Page: ___ of ___
S/A/R: _____ Lead Instructor: _____
Phone: _____ Instructors: _____



Course Attendance Roster

Please print legibly; credit for courses will not be given or will be delayed if information cannot be interpreted.


LOGIN to AYSOU. Go To the TRAINING LIBRARY, ENROLL in this COURSE. Then Go To the Event Calendar and SIGN-IN to this COURSE EVENT.

Registered First Name	Registered Last Name	S/A Region	ID #	Phone # (With Area Code)	Email Address

Print your **Legal Name**, Region, email, phone #.

Login to AYSOU, go to **Event Calendar**, **Enroll** in this Course Event.

USSF Considerations



USSF Considerations: Example

Denying a Goal or a Goal-Scoring Opportunity

32. What is the distance between the offence and the goal?
33. Does the player have control of the ball?
34. Can the player gain control of the ball?
35. What is the direction of play?
36. How many defenders are involved in the situation?
37. Where are the defenders located?
38. Does the offence lead to a direct free kick or an indirect free kick?
39. If no offence were to occur, would the player have an obvious opportunity to score a goal?
40. Does the player deliberately handle the ball to deny the opposing team a goal?
41. If the offense occurred inside the penalty area, was the offence an attempt to play the ball?

What Are We Doing Today?

Analyze game scenarios

Identify referee challenges

Provide correct/appropriate decisions

Provide refereeing tips

Severity of the Foul – Use the IFAB Considerations

- No Foul: Fair and Safe challenge for the ball
- Careless: Player shows a lack of attention or consideration when making a challenge or acts without precaution
- Reckless: Player acts with disregard to the danger to, or consequences for an opponent, and must be cautioned
- Excessive Force: Player exceeds the necessary use of force and / or endangers the safety of an opponent and must be sent off

Get Ready to Think!

- Grab one of the handouts
- For each scenario you will mark either no foul, or foul and if there is misconduct. You may also want to add comments

	No Foul	Foul			Comment
		Careless	Reckless	Excessive Force	
1					
2					
3					
4					
5					
6					
7					
8					
9					
10					
11					

Scenarios



Scenario 1 – 14U Game

The Blue team's goalkeeper is dribbling the ball out of his penalty area.

Red #12, who was challenging for the ball, knocks him down as they collide shoulder to shoulder.

Red #9 recovers the ball and takes a shot on goal while the goalkeeper is still down on the ground.

What should you do?

Scenario 1 – 14U Game

Recommendation

- Quickly check to make sure the goalkeeper is OK.
- If the goalkeeper is seriously injured, stop play immediately.
- If the goalkeeper does not appear seriously injured, allow play to continue.
- If a goal is scored or the ball goes out of play, delay the restart to get him assistance. If a goal is not scored, stop play at an appropriate time to get him assistance, and restart play with a dropped ball to the team that last had possession. (Does the goalkeeper need to leave the field of play? – Law 5, pg 67)

Rationale

- The goalkeeper is playing with his feet, a shoulder-to-shoulder charge is OK.
- Stop only if the goalkeeper is seriously injured.

Scenario 2 – 16U Game

Red #10 is attacking with the ball 20 yards from the Blue team's goal. Blue #3 commits a charging foul using excessive force. Before you can blow your whistle, the ball rolls to Red #9 who has a wide-open shot. You indicate 'advantage' and Red #9 shoots, but the ball hits the goalpost and rebounds out to Blue #5, who controls it and starts a counterattack.

What should you do?

Scenario 2 – 16U Game

Recommendation

- Applying advantage was the correct decision.
- Sanction Blue #3's misconduct at the next stoppage of play.
- Letter of the Law: send-off for serious foul play
- The restart will be based on whatever causes the normal stoppage of play. (Unless Blue #3 gets involved in play before the normal stoppage, then stop play, send off Blue #3, and restart with an IFK for Red – Law 12, page 107)

Rationale

- The advantage materialized (shot on goal).
- Applying advantage doesn't negate the misconduct.

Scenario 3 – 16U Game (Video scenario)



EVERYONE PLAYS®

BALANCED TEAMS

OPEN REGISTRATION

POSITIVE COACHING

GOOD SPORTSMANSHIP

PLAYER DEVELOPMENT



Scenario 3 – 16U Game

Was there a foul?

- Yes, there was a foul (tripping) by the Blue player on White.

Was there misconduct?

- No.

Was the tackle reckless? With excessive force?

- No. The foul was a careless challenge.

What is the restart?

- DFK for White

Scenario 4 – 19U Game

With a single Blue defender, plus the keeper between him and the goal, Red # 9 is fouled (tripped) by Blue #3 just outside the right corner of the penalty area.

Before he falls, Red # 9 passes the ball to Red # 2 who appears to have an easy shot on goal.

You yell ‘Advantage!’. Red # 2 shoots the ball and scores. You look at your AR for confirmation only to see that he’s standing about 10 yards short of the corner flag signaling an offside offense.

What should you do?

Scenario 4 – 19U Game

Recommendation

- The restart is a DFK for the attacking team.

Rationale

- Applying advantage was initially the right thing to do because the crossing pass to a teammate in a scoring position was successfully accomplished despite the tripping foul.
- However, the advantage did not materialize as expected because the pass was made to a player in an offside position. You may also caution the Blue player who committed the foul if you believe the foul was committed in a reckless manner.

Scenario 5 – 19U Game

On a free kick near the penalty area, an attacking player in an offside position distracts the goalkeeper and the AR raises her flag.

You do not see the signal and a defending player denies the opposing team an obvious goal scoring opportunity (DOGSO) by deliberately handling the ball within his penalty area. You stop play and only then you see the AR's signal.

What should you do?

Scenario 5 – 19U Game

Recommendation

- If the referee accepts the AR's signal for offside and calls the offside offense, there are no other offenses to punish. The referee should explain that the offside offense happened first, thank the AR, and restart with an IFK.
- If the referee does not accept the AR's signal for offside, the referee should wave down the flag, show the red card to the defender guilty of DOGSO, send him off, and restart play with a penalty kick for the attacking team.

Rationale

- ARs provide assistance but the referee makes the final decision.

Scenario 6 – 16U Game (Video scenario)



EVERYONE PLAYS® BALANCED TEAMS OPEN REGISTRATION POSITIVE COACHING GOOD SPORTSMANSHIP PLAYER DEVELOPMENT



Scenario 6 – 16U Game

Was there a foul?

- Yes. There was a foul (charging) on Red.

Was there misconduct?

- Yes. When Red threw the ball to the ground, it was a clear example of dissent by action.

Was the tackle reckless? With excessive force?

- No.

What is the restart?

- DFK for White. YC caution for Red for Dissent.

Scenario 7 – 18U Game (Video scenario)



EVERYONE PLAYS®

BALANCED TEAMS

OPEN REGISTRATION

POSITIVE COACHING

GOOD SPORTSMANSHIP

PLAYER DEVELOPMENT



Scenario 7 – 19U Game

Was there a foul?

- Yes. White committed a foul (tackling/challenging) on Blue.

Was there misconduct?

- Yes.

Was the tackle reckless? With excessive force?

- Yes. White made a challenge with excessive force and lunged in with legs straight, cleats up and made contact with the Blue player's legs.

What is the restart?

- Red card for serious foul play. DFK for Blue.

Scenario 8 – 19U Game

Blue # 11 dribbles the ball into the penalty area and shoots from 4 yards away from the Red keeper.

The shot hits the goalkeeper in the stomach, and he goes down.

Blue # 11 immediately gets the rebound and scores into the now unprotected net.

What should you do?

Scenario 8 – 19U Game

Recommendation

In a 18U match you should wait a few seconds and see what develops. Since the attacker scored a goal, allow it.

If the attacker had missed the shot, blow your whistle to keep play stopped and evaluate the keeper for injury.

Rationale

In older player's matches, for this scenario, the players expect the referee to allow the goal.

Scenario 9 – 15U Game (Video Scenario)

Fair or Foul?
Clip 13_138

Scenario 9 – 15U Game

Was there a foul?

Yes, there was a foul (charging) by the White player on Blue.

Was there misconduct?

Yes.

Was the tackle reckless? With excessive force?

This tackle is in the 'orange' category. It is definitely reckless and can also be judged to use excessive force.

What is the restart?

DFK (or PK if in the penalty area) for Blue

Scenario 10 – 16U Game

Red #10 is one-on-one with the Blue keeper.

Red # 10 shoots at the Blue keeper while Red # 12, who is trailing behind his teammate, and runs past the goal line due to his momentum.

The Blue keeper makes a save, runs to the top of his penalty area, and punts the ball hard into the back of Red # 10 who has left the penalty area.

The ball bounces off Red # 10 and rolls to Red # 12 who is just returning to the field of play and kicks it into the goal.

What should you do?

Scenario 10 – 16U Game

Recommendation

- If no foul, restart is an IFK from the location where Red #12 played the ball for an offside offense.
- However, if the referee believes that the goalkeeper deliberately kicked the ball at Red #10, the restart is a DFK from the spot where the ball struck the opposing player. This is misconduct, and the referee must decide if the striking foul was reckless or committed using excessive force, and the keeper should be shown the appropriate card and be cautioned or sent-off.

Rationale

- Striking with an object is a foul and can also be misconduct.

Scenario 11 – 16U Game (Video scenario)



EVERYONE PLAYS®

BALANCED TEAMS

OPEN REGISTRATION

POSITIVE COACHING

GOOD SPORTSMANSHIP

PLAYER DEVELOPMENT



Scenario 11 – 16U Game

Was there a foul?

No. The White player made a fair challenge.

Was there misconduct?

No.

Was the tackle reckless? With excessive force?

No.

What is the restart?

Throw-in for Black.

Upcoming Events: Ken Aston Cup



The Ultimate Referee Competition




Ken Aston Cup

Pleasant Valley Sports Complex • May 4-5, 2024
Camarillo, California



<https://kenastonrefereecup.com/>

EVERYONE PLAYS® BALANCED TEAMS OPEN REGISTRATION POSITIVE COACHING GOOD SPORTSMANSHIP PLAYER DEVELOPMENT



Upcoming Events: Ken Aston Camp



2024 KEN ASTON RESIDENTIAL REFEREE CAMP

\$275 / \$300*
Early Bird Price

\$325 / \$350*
After May 31st

Includes Training by a Professional Referee, Networking Opportunities, Food, Lodging and FUN!

KenAstonCamps.org

*Class prices vary. Please check website for more information.

JOIN US!

JUNE 21 - 23, 2024

CHAPMAN UNIVERSITY, ORANGE, CA.



<https://kenastoncamps.org/>



Questions?

EVERYONE PLAYS®

BALANCED TEAMS

OPEN REGISTRATION

POSITIVE COACHING

GOOD SPORTSMANSHIP

PLAYER DEVELOPMENT



Thank you for Attending!



Scan the QR Code to provide feedback!



You Make the Call II

EVERYONE PLAYS® BALANCED TEAMS OPEN REGISTRATION POSITIVE COACHING GOOD SPORTSMANSHIP PLAYER DEVELOPMENT

